

EXERCISE

Question 1:

A small candle, 2.5 cm in size is placed at 27 cm in front of a concave mirror of radius of curvature 36cm. At what distance from the mirror should a screen be placed in order to obtain a sharp image? Describe the nature and size of the image. If the candle is moved closer to the mirror, how would the screen have to be moved?

Solution 1:

Size of the candle, $h = 2.5\text{cm}$

Image size = h'

Object distance, $u = -27\text{cm}$

Radius of curvature of the concave mirror, $R = -36\text{cm}$

Focal length of the concave mirror, $f = \frac{R}{2} = -18\text{cm}$

$$\frac{1}{u} + \frac{1}{v} = \frac{1}{f}$$

$$\frac{1}{v} = \frac{1}{f} - \frac{1}{u}$$

$$= \frac{1}{-18} - \frac{1}{-27} = \frac{-3+2}{54} = -\frac{1}{54}$$

$$\therefore v = -54\text{cm}$$

Therefore, the screen should be placed 54 cm away from the mirror to obtain a sharp image.

The magnification of the image is given as:

$$m = \frac{h'}{h} = \frac{v}{u}$$

$$\therefore h' = -\frac{v}{u} \times h$$

$$= -\left(\frac{-54}{-27}\right) \times 2.5 = -5\text{cm}$$

The height of the candle's image is 5 cm. The negative sign indicated that the image is inverted and real.

If the candle is moved closer to the mirror, then the screen will have to be moved away from the mirror in order to obtain the image.

Question 2:

A 4.5 cm needle is placed 12cm away from a convex mirror of focal length 15cm. Give the location of the image and the magnification. Describe what happens as the needle is moved farther from the mirror.

Solution 2:

Height of the needle, $h_1 = 4.5\text{cm}$

Object distance, $u = -12\text{cm}$

Focal length of the convex mirror, $f = 15\text{cm}$

Image distance = v

The value of v can be obtained using the mirror formula:

$$\begin{aligned}\frac{1}{u} + \frac{1}{v} &= \frac{1}{f} \\ \frac{1}{v} &= \frac{1}{f} - \frac{1}{u} \\ &= \frac{1}{15} + \frac{1}{12} = \frac{4+5}{60} = \frac{9}{60} \\ \therefore v &= \frac{60}{9} = 6.7\text{cm}\end{aligned}$$

Hence, the image of the needle is 6.7 cm away from the mirror. Also, it is on the other side of the mirror.

The image size is given by the magnification formula:

$$\begin{aligned}m &= \frac{h_2}{h_1} = -\frac{v}{u} \\ \therefore h_2 &= -\frac{v}{u} \times h_1 \\ &= \frac{-67}{-12} \times 4.5 = +2.5\text{cm}\end{aligned}$$

Hence, Magnification of the image, $m = \frac{h_2}{h_1} = \frac{2.5}{4.5} = 0.56$

The height of the image is 2.5cm. The positive sign indicated that the image is erect, Virtual, and diminished.

If the needle is moved farther from the mirror, the image will also move away from the mirror, and the size of the image will reduce gradually.

Question 3:

A tank is filled with water to a height of 12.5 cm. The apparent depth of a needle lying at the bottom of the tank is measured by a microscope to be 9.4cm. What is the refractive index of water? If water is replaced by a liquid of refractive index 1.63 up to the same height, by what distance would the microscope have to be moved to focus on the needle again?

Solution 3:

Actual depth of the needle in water, $h_1 = 12.5\text{cm}$

Apparent depth of the needle in water, $h_2 = 9.4\text{cm}$

Refractive index of water = μ

The value of μ can be obtained as follows:

$$\begin{aligned}\mu &= \frac{h_1}{h_2} \\ &= \frac{12.5}{9.4} \approx 1.33\end{aligned}$$

Hence, the refractive index of water is about 1.33

Water is replaced by a liquid of refractive index, $\mu' = 1.63$

The actual depth of the needle remains the same, but its apparent depth changes.

Let y be the new apparent depth of the needle. Hence, we can write the relation:

$$\begin{aligned}\mu' &= \frac{h_1}{y} \\ \therefore y &= \frac{h_1}{\mu'} \\ &= \frac{12.5}{1.63} = 7.67\text{cm}\end{aligned}$$

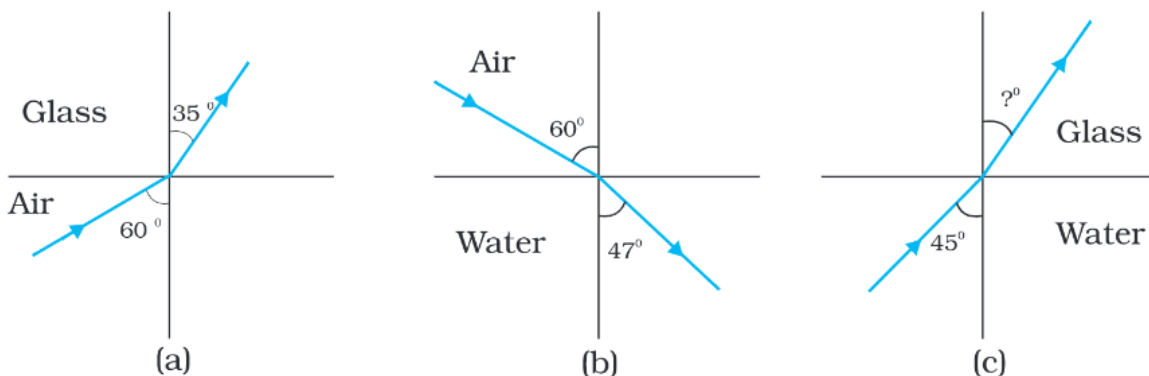
Hence, the new apparent depth of the needle is 7.67cm. It is less than h_2 . Therefore, to focus the needle again, the microscope should be moved up. Distance by which the microscope should be moved up = $9.4 - 7.67 = 1.73\text{cm}$

Question 4:

Figures (a) and (b) show refraction of a ray in air incident at with 60° with the normal to a glass-air and water air interface, respectively. Predict the angle of refraction in glass when the angle of incidence in water is 45° with the normal to a water-glass interface [figure (c)]

Chapter 9

Ray Optics and Optical Instruments

**Solution 4:**

As per the given figure, for the glass -air interface:

Angle of incidence, $i = 60^\circ$

Angle of refraction, $r = 35^\circ$

The relative refractive index of glass with respect to air is given by Snell's law as:

$$\begin{aligned} \mu_g^a &= \frac{\sin i}{\sin r} \\ &= \frac{\sin 60^\circ}{\sin 35^\circ} = \frac{0.8660}{0.5736} = 1.51 \quad .(1) \end{aligned}$$

As per the given figure, for the air-water interface:

Angle of incidence, $i = 60^\circ$

Angle of refraction, $r = 47^\circ$

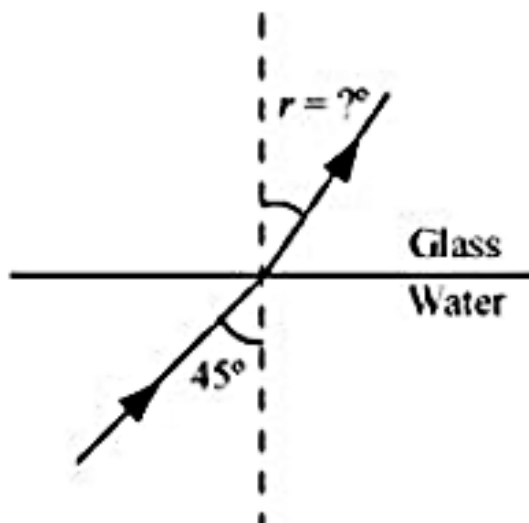
The relative refractive index of water with respect to air is given by Snell's law as:

$$\begin{aligned} \mu_w^a &= \frac{\sin i}{\sin r} \\ &= \frac{\sin 60}{\sin 47} = \frac{0.8660}{0.7314} = 1.184 \quad .(2) \end{aligned}$$

Using (1) and (2), the relative refractive index of glass with respect to Water can be Obtained as:

$$\begin{aligned} \mu_g^w &= \frac{\mu_g^a}{\mu_w^a} \\ &= \frac{1.51}{1.184} = 1.275 \end{aligned}$$

The following figure shows the situation involving the glass - water interface.



Angle of incidence, $i = 45^\circ$

Angle of refraction = r

From Snell's law, r can be calculated as:

$$\frac{\sin i}{\sin r} = \mu_g^w$$

$$\frac{\sin 45^\circ}{\sin r} = 1.275$$

$$\sin r = \frac{1}{1.275} = 0.5546$$

$$\therefore r = \sin^{-1}(0.5546) = 38.68^\circ$$

Hence, the angle of refraction at the water – glass interface is 38.68°

Question 5:

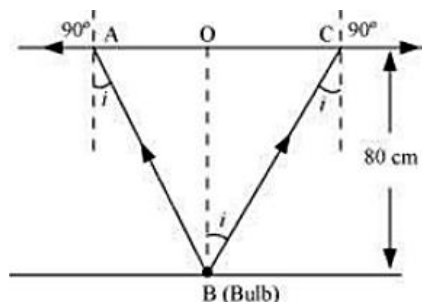
A small bulb is placed at the bottom of a tank containing water to a depth of 80 cm. What is the area of the surface of water through which light from the bulb can emerge out? Refractive index of water is 1.33. (Consider the bulb to be a point source.)

Solution 5:

Actual depth of the bulb in water, $d_1 = 80\text{cm} = 0.8\text{m}$

Refractive index of water, $\mu = 1.33$

The given situation is shown in the following figure:



Where,

i = Angle of incidence

r = Angle of refraction = 90°

Since the bulb is a point source, the emergent light can be considered as a circle of

Radius, $R = \frac{AC}{2} = AO = OB$

Using Snell's Law, we can write the relation for the refractive index of water as:

$$\mu = \frac{\sin r}{\sin i}$$

$$1.33 = \frac{\sin 90^\circ}{\sin i}$$

$$\therefore i = \sin^{-1}\left(\frac{1}{1.33}\right) = 48.75^\circ$$

Using the given figure, we have the relation:

$$\tan i = \frac{OC}{OB} = \frac{R}{d_1}$$

$$R = \tan 48.75^\circ \times 0.8 = 0.91\text{m}$$

$$\text{Area of the surface of water} = \pi R^2 = \pi (0.91)^2 = 2.61\text{m}^2$$

Hence, the area of the surface of water through which the light from the bulb can emerge is approximately 2.61 m^2 .

Question 6:

A prism is made of glass of unknown refractive index. A parallel beam of light is incident on a face of the prism. The angle of minimum deviation is measured to be 40° . What is the refractive index of the material of the prism? The refracting angle of the prism is 60° . If the prism is placed in water (refractive index 1.33), predict the new angle of minimum deviation of a parallel beam of light.

Solution 6:

Angle of minimum deviation, $\delta_m = 40^\circ$

Angle of the prism, $A = 60^\circ$

Refractive index of water, $\mu = 1.33$

Refractive index of the material of the prism = μ'

The angle of deviation is related to refractive index (μ') as:

$$\begin{aligned}\mu' &= \frac{\sin\left(\frac{A + \delta_m}{2}\right)}{\sin\frac{A}{2}} \\ &= \frac{\sin\left(\frac{60^\circ + 40^\circ}{2}\right)}{\sin\frac{60^\circ}{2}} = \frac{\sin 50^\circ}{\sin 30^\circ} = 1.532\end{aligned}$$

Hence, the refractive index of the material of the prism is 1.532

Since the prism is placed in water, let δ'_m be the new angle of minimum deviation for the same prism.

The refractive index of glass with respect to water is given by the relation:

$$\begin{aligned}\mu_g^w &= \frac{\mu'}{\mu} = \frac{\sin\left(\frac{A + \delta'_m}{2}\right)}{\sin\frac{A}{2}} \\ \sin\left(\frac{A + \delta'_m}{2}\right) &= \frac{\mu'}{\mu} \sin\frac{A}{2} \\ \sin\left(\frac{A + \delta'_m}{2}\right) &= \frac{1.532}{1.33} \times \sin\frac{60^\circ}{2} = 0.5759 \\ \frac{(A + \delta'_m)}{2} &= \sin^{-1} 0.5759 = 35.16^\circ \\ 60^\circ + \delta'_m &= 70.32^\circ \\ \therefore \delta'_m &= 70.32^\circ - 60^\circ = 10.32^\circ\end{aligned}$$

Hence, the new minimum angle of deviation is 10.32°

Question 7:

Double-convex lenses are to be manufactured from a glass of refractive index 1.55, with both faces of the same radius of curvature. What is the radius of curvature required if the focal length is to be 20 cm?

Solution 7:

Refractive index of glass, $\mu = 1.55$

Focal length of the double-convex lens, $f = 20$ cm

Radius of curvature of one face of the lens = R_1

Radius of curvature of the other face of the lens = R_2

Radius of curvature of the double-convex lens = R

$$\therefore R_1 = R \text{ and } R_2 = -R$$

The value of R can be calculated as:

$$\frac{1}{f} = (\mu - 1) \left[\frac{1}{R_1} - \frac{1}{R_2} \right]$$

$$\frac{1}{20} = (1.55 - 1) \left[\frac{1}{R} + \frac{1}{R} \right]$$

$$\frac{1}{20} = 0.55 \times \frac{2}{R}$$

$$\therefore R = 0.55 \times 2 \times 20 = 22 \text{ cm}$$

Hence, the radius of curvature of the double = convex lens is 22 cm

Question 8:

A beam of light converges at a point P. Now a lens is placed in the path of the convergent beam 12 cm from P. At what point does the beam converge if the lens is

- (a) a convex lens of focal length 20 cm,
- (b) a concave lens of focal length 16 cm?

Solution 8:

In the given situation, the Object is virtual and the image formed is real.

Object distance, $u = +12$ cm

(a) Focal length of the convex lens, $f = 20$ cm

Image distance = v

According to the lens formula, we have the relation:

$$\frac{1}{v} - \frac{1}{u} = \frac{1}{f}$$

$$\frac{1}{v} - \frac{1}{12} = \frac{1}{20}$$

$$\frac{1}{v} = \frac{1}{20} + \frac{1}{12} = \frac{3+5}{60} = \frac{8}{60}$$

$$\therefore v = \frac{60}{8} = 7.5\text{cm}$$

Hence, the image is formed 7.5cm away from the lens, toward its right.

(b) Focal length of the concave lens, $f = -16\text{cm}$

Image distance = v

According to the lens formula, we have the relation:

$$\frac{1}{v} - \frac{1}{u} = \frac{1}{f}$$

$$\frac{1}{v} = -\frac{1}{16} + \frac{1}{12} = \frac{-3+4}{48} = \frac{1}{48}$$

$$\therefore v = 48\text{cm}$$

Hence, the image is formed 48 cm away from the lens, toward its right.

Question 9:

An object of size 3.0 cm is placed 14 cm in front of a concave lens of focal length 21cm. Describe the image produced by the lens. What happens if the object is moved further away from the lens?

Solution 9:

Size of the object, $h_1 = 3\text{ cm}$

Object distance, $u = -14\text{ cm}$

Focal length of the concave lens, $f = -21\text{ cm}$

Image distance = v

According to the lens formula, we have the relation:

$$\frac{1}{v} - \frac{1}{u} = \frac{1}{f}$$

$$\frac{1}{v} = -\frac{1}{21} - \frac{1}{14} = \frac{-2-3}{42} = \frac{-5}{42}$$

$$\therefore v = -\frac{42}{5} = -8.4\text{cm}$$

Hence, the image is formed on the same side of the lens as the object, 8.4 cm away from it. The negative sign shows that the image is erect and virtual.

The magnification of the image is given as:

$$m = \frac{\text{Image height } (h_2)}{\text{Object height } (h_1)} = \frac{v}{u}$$

$$\therefore h_2 = \frac{-8.4}{-14} \times 3 = 0.6 \times 3 = 1.8 \text{ cm}$$

Hence, the height of the image is 1.8 cm.

If the object is moved further away from the lens, then the virtual image will move toward the focus of the lens, but not beyond it. The size of the image will decrease with the increase in the object distance.

Question 10:

What is the focal length of a convex lens of focal length 30 cm in contact with a concave lens of focal length 20 cm? Is the system a converging or a diverging lens? Ignore thickness of the lenses.

Solution 10:

Focal length of the convex lens, $f_1 = 30$ cm

Focal length of the concave lens, $f_2 = -20$ cm

Focal length of the system of lenses = f

The equivalent focal length of a system of two lenses in contact is given as:

$$\frac{1}{f} = \frac{1}{f_1} + \frac{1}{f_2}$$

$$\frac{1}{f} = \frac{1}{30} - \frac{1}{20} = \frac{2-3}{60} = -\frac{1}{60}$$

$$\therefore f = -60 \text{ cm}$$

Hence, the focal length of the combination of lenses is 60 cm. The negative sign indicates that the system of lenses acts as a diverging lens.

Question 11:

A compound microscope consists of an objective lens of focal length 2.0 cm and an eyepiece of focal length 6.25 cm separated by a distance of 15 cm. How far from the objective should an object be placed in order to obtain the final image at

- (a) the least distance of distinct vision (25 cm), and
- (b) at infinity? What is the magnifying power of the microscope in each case?

Solution 11:

Focal length of the objective lens, $f_1 = 2.0 \text{ cm}$

Focal length of the eyepiece, $f_2 = 6.25 \text{ cm}$

Distance between the objective lens and the eyepiece, $d = 15 \text{ cm}$

(a) Least distance of distinct vision, $d' = 25 \text{ cm}$

Image distance for the eyepiece, $v_2 = -25 \text{ cm}$

Object distance for the eyepiece = u_2

According to the lens formula, we have the relation:

$$\frac{1}{v_2} = \frac{1}{u_2} - \frac{1}{f_2}$$

$$\frac{1}{u_2} = \frac{1}{v_2} + \frac{1}{f_2}$$

$$= \frac{1}{-25} + \frac{1}{6.25} = \frac{-1-4}{25} = \frac{-5}{25}$$

$$\therefore u_2 = -5 \text{ cm}$$

Image distance for the objective lens, $v_1 = d + u_2 = 15 - 5 = 10 \text{ cm}$

Object distance for the objective lens = u_1

According to the lens formula, we have the relation:

$$\frac{1}{v_1} - \frac{1}{u_1} = \frac{1}{f_1}$$

$$\frac{1}{u_1} = \frac{1}{v_1} - \frac{1}{f_1}$$

$$= \frac{1}{10} - \frac{1}{2} = \frac{1-5}{10} = \frac{-4}{10}$$

$$\therefore u_1 = -2.5 \text{ cm}$$

Magnitude of the object distance, $|u_1| = 2.5 \text{ cm}$

The magnifying power of a compound microscope is given by the relation:

$$m = \frac{v_1}{|u_1|} \left(1 + \frac{d'}{f_2} \right)$$

$$= \frac{10}{2.5} \left(1 + \frac{25}{6.25} \right) = 4(1+4) = 20$$

Hence, the magnifying power of the microscope is 20.

(b) the final image is formed at infinity.

Image distance of the eyepiece, $v_2 = \infty$

Object distance of the eyepiece = u_2

According to the lens formula, we have the relation:

$$\frac{1}{v_2} - \frac{1}{u_2} = \frac{1}{f_2}$$

$$\frac{1}{\infty} - \frac{1}{u_2} = \frac{1}{6.25}$$

$$\therefore u_2 = -6.25 \text{ cm}$$

Image distance for the objective lens, $v_1 = d + u_2 = 15 - 6.25 = 8.75 \text{ cm}$

Object distance for the objective lens = u_1

According to the lens formula, we have the relation:

$$\frac{1}{v_1} - \frac{1}{u_1} = \frac{1}{f_1}$$

$$\frac{1}{u_1} = \frac{1}{v_1} - \frac{1}{f_1}$$

$$= \frac{1}{8.75} - \frac{1}{2.0} = \frac{2 - 8.75}{17.5}$$

$$\therefore u_1 = \frac{17.5}{6.75} = -2.59 \text{ cm}$$

Magnitude of the object distance $|u_1| = 2.59 \text{ cm}$

The magnifying power of a compound microscope is given by the relation:

$$m = \frac{v_1}{|u_1|} \left(\frac{d'}{|u_2|} \right)$$

$$= \frac{8.75}{2.59} \times \frac{25}{6.25} = 13.51$$

Hence, the magnifying power of the microscope is 13.51

Question 12:

A person with a normal near point (25 cm) using a compound microscope with objective of focal length 8.0 mm and an eyepiece of focal length 2.5 cm can bring an object placed at 9.0 mm from the objective in sharp focus. What is the separation between the two lenses? Calculate the magnifying power of the microscope.

Solution 12:

Focal length of the objective lens, $f_0 = 8 \text{ mm} = 0.8 \text{ cm}$

Focal length of the eyepiece, $f_e = 2.5 \text{ cm}$

Object distance for the Objective lens, $u_0 = -9.0 \text{ mm} = -0.9 \text{ cm}$

Least distance of distant vision, $d = 25 \text{ cm}$

Image distance for the eyepiece, $v_e = -d = -25$ cm

Object distance for the eyepiece = u_e

Using the lens formula, we can obtain the value of u_e as:

$$\frac{1}{v_e} = \frac{1}{u_e} = \frac{1}{f_e}$$

$$\frac{1}{u_e} = \frac{1}{v_e} - \frac{1}{f_e}$$

$$= \frac{1}{-25} - \frac{1}{2.5} = \frac{-1-10}{25} = \frac{-11}{25}$$

$$\therefore u_e = -\frac{25}{11} = -2.27 \text{ cm}$$

We can also obtain the values of the image distance for the objective lens (v_o) using the lens formula.

$$\frac{1}{v_o} - \frac{1}{u_o} = \frac{1}{f_o}$$

$$\frac{1}{v_o} = \frac{1}{f_o} + \frac{1}{u_o}$$

$$\frac{1}{0.8} - \frac{1}{0.9} = \frac{0.9-0.8}{0.72} = \frac{0.1}{0.72}$$

$$\therefore v_o = 7.2 \text{ cm}$$

The distance between the objective lens and the eyepiece = $|u_e| + v_o$

$$= 2.27 + 7.2$$

$$= 9.47 \text{ cm}$$

The magnifying power of the microscope is calculated as:

$$\frac{v_o}{|u_o|} \left(1 + \frac{d}{f_e} \right)$$

$$= \frac{7.2}{0.9} \left(1 + \frac{25}{2.5} \right) = 8(1+10) = 88$$

Hence, the magnifying power of the microscope is 88.

Question 13:

A small telescope has an objective lens of focal length 144 cm and an eyepiece of focal length 6.0 cm. What is the magnifying power of the telescope? What is the separation between the objective and the eyepiece?

Solution 13:

Focal length of the objective lens, $f_0 = 144$ cm

Focal length of the eyepiece, $f_e = 6.0$ cm

The magnifying power of the telescope is given as:

$$m = \frac{f_0}{f_e}$$

$$= \frac{144}{6} = 24$$

The separation between the objective lens and the eyepiece is calculated as:

$$f_0 + f_e$$

$$= 144 + 6 = 150 \text{ cm}$$

Hence, the magnifying power of the telescope is 24 and the separation between the objective lens and the eyepieces is 150 cm.

Question 14:

- (a) A giant refracting telescope at an observatory has an objective lens of focal length 15 m. If an eyepiece of focal length 1.0 cm is used, what is the angular magnification of the telescope?
- (b) If this telescope is used to view the moon, what is the diameter of the image of the moon formed by the objective lens? The diameter of the moon is 3.48×10^6 m, and the radius of lunar orbit is 3.8×10^8 m

Solution 14:

Focal length of the objective lens, $f_0 = 15 \text{ m} = 15 \times 100 = 1500 \text{ cm}$

Focal length of the eyepiece, $f_e = 1.0$ cm

(a) The angular magnification of a telescope is given as:

$$\alpha = \frac{f_0}{f_e}$$

$$= \frac{15 \times 10^2}{1.0} = 1500$$

Hence, the angular magnification of the given refracting telescope is 1500.

(b) Diameter of the moon, $d_0 = 3.48 \times 10^6$ m

Radius of the lunar orbit, $r_0 = 3.8 \times 10^8$ m

Let d' be the diameter of the image of the moon formed by the objective lens.

The angle subtended by the diameter of the moon is equal to the angle subtended by the image.

$$\frac{d}{r_0} = \frac{d'}{f_0}$$

$$\frac{3.48 \times 10^6}{3.8 \times 10^8} = \frac{d'}{15}$$

$$\therefore d' = \frac{3.48}{3.8} \times 10^{-2} \times 15$$

$$= 13.74 \times 10^{-2} \times 15$$

$$= 13.74 \times 10^{-2} \text{ m} = 13.74 \text{ cm}$$

Hence, the diameter of the moon's image formed by the objective lens is 13.74 cm

Question 15:

Use the mirror equation to deduce that:

- (a) an object placed between f and $2f$ of a concave mirror produces a real image beyond $2f$.
- (b) a convex mirror always produces a virtual image independent of the location of the object.
- (c) the virtual image produced by a convex mirror is always diminished in size and is located between the focus and the pole.
- (d) an Object placed between the pole and focus of a concave mirror produces a virtual and enlarged image.

[Note: This exercise helps you deduce algebraically properties of images that one obtains from explicit ray diagrams.]

Solution 15:

- (a) For a concave mirror, the focal length (f) is negative.

$$f < 0$$

When the object is placed on the left side of the mirror, the object distance (u) is negative.

$$u < 0$$

For image distance v , we can write the lens formula as:

$$\frac{1}{v} + \frac{1}{u} = \frac{1}{f}$$

$$\frac{1}{v} = \frac{1}{f} - \frac{1}{u} \quad (1)$$

The object lies between f and $2f$

$$\therefore 2f < u < f \quad (\because u \text{ and } f \text{ are negative})$$

$$\frac{1}{2f} > \frac{1}{u} > \frac{1}{f}$$

$$-\frac{1}{2f} < -\frac{1}{u} < -\frac{1}{f}$$

$$\frac{1}{f} - \frac{1}{2f} < \frac{1}{f} - \frac{1}{u} < 0 \quad (2)$$

Using equation (1), we get:

$$\frac{1}{2f} < \frac{1}{v} < 0$$

$\frac{1}{v}$ is negative i.e., v is negative.

$$\frac{1}{2f} < \frac{1}{v}$$

$$2f > v$$

$$-v > -2f$$

Therefore, the image lies beyond $2f$

(b) For a convex mirror, the focal length (f) is positive.

$$f > 0$$

When the object is placed on the left side of the mirror. The object distance (u) is negative

$$u < 0$$

For image distance v , we have the mirror formula:

$$\frac{1}{v} + \frac{1}{u} = \frac{1}{f}$$

$$\frac{1}{v} = \frac{1}{f} - \frac{1}{u}$$

Using equation (2), we can conclude that:

$$\frac{1}{v} < 0$$

$$v > 0$$

Thus, the image is formed on the back side of the mirror.

Hence, a convex mirror always produces a virtual image, regardless of the object distance.

(c) For a convex mirror, the focal length (f) is positive.

$$f > 0$$

For image distance v , we have the mirror formula:

$$\frac{1}{v} + \frac{1}{u} = \frac{1}{f}$$

$$\frac{1}{v} = \frac{1}{f} - \frac{1}{u}$$

But we have $u < 0$

$$\therefore \frac{1}{v} > \frac{1}{f}$$

$$v < f$$

Hence, the image formed is diminished and is located between the focus (f) and the pole.

(d) for a concave mirror, the focal length (f) is negative.

$$f < 0$$

When the object is placed on the left side of the mirror, the object distance (u) is negative.

$$u < 0$$

it is placed between the focus (f) and the pole

$$\therefore f > u > 0$$

$$\frac{1}{f} < \frac{1}{u} < 0$$

$$\frac{1}{f} - \frac{1}{u} < 0$$

$$\therefore \frac{1}{v} < 0$$

$$v > 0$$

The image is formed on the right side of the mirror. Hence, it is a virtual image.

For $u < 0$ and $v > 0$, we can write:

$$\frac{1}{u} > \frac{1}{v}$$

$$v > u$$

Magnification, $m = \frac{v}{u} > 1$

Hence, the formed image is enlarged.

Question 16:

A small pin fixed on a table top is viewed from above from a distance of 50 cm. By what distance would the pin appear to be raised if it is viewed from the same point through a 15 cm thick glass slab held parallel to the table? Refractive index of glass 1.5. Does the answer depend on the location of the slab?

Solution 16:

Actual depth of the pin, $d = 15$ cm

Apparent dept of the pin = d'

Refractive index of glass, $\mu = 1.5$

Ratio of actual depth to the apparent depth is equal to the refractive index of glass,
i.e.

$$\mu = \frac{d}{d'}$$

$$\therefore d' = \frac{d}{\mu}$$

$$= \frac{15}{1.5} = 10\text{cm}$$

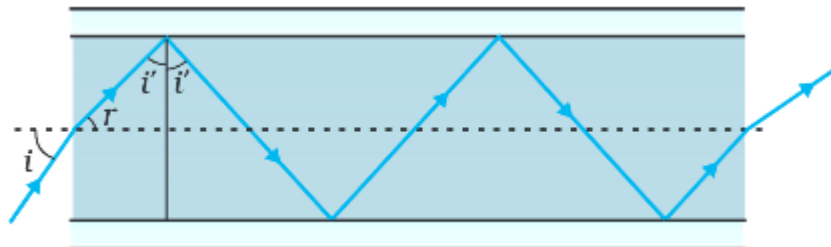
The distance at which the pin appears to be raised = $d' - d$
 $= 15 - 10 = 5\text{cm}$

For a small angle of incidence, this distance does not depend upon the location of the slab.

Question 17:

(a) Figure shows a cross-section of a 'light pipe' made of a glass fibre of refractive index 1.68. The outer covering of the pipe is made of a material of refractive index 1.44. What is the range of the angles of the incident rays with the axis of the pipe for which total reflections inside the pipe take place, as shown in the figure.

(b) What is the answer if there is no outer covering of the pipe?



Solution 17:

(a) Refractive index of the glass fibre, $\mu_1 = 1.68$

Refractive index of the outer covering of the pipe, $\mu_2 = 1.44$

Angle of incidence = i

Angle Of refraction = r

Angle of incidence at the interface = i'

The refractive index (μ) of the inner core - outer core interface is given as:

$$\mu = \frac{\mu_2}{\mu_1} = \frac{1}{\sin i'}$$

$$\begin{aligned}\sin i' &= \frac{\mu_1}{\mu_2} \\ &= \frac{1.44}{1.68} = 0.8571\end{aligned}$$

$$\therefore i' = 59^\circ$$

For the critical angle, total internal reflection (TIR) take place only when $i > i'$,

i.e., $i > 59^\circ$

Maximum angle of reflection, $r_{\max} = 90^\circ - i' = 90^\circ - 59^\circ = 31^\circ$

Let, i_{\max} be the maximum angle of incidence.

The refractive index at the air – glass interface, $\mu_1 = 1.68$

We have the relation for the maximum angles of incidence and reflection as:

$$\mu_1 = \frac{\sin i_{\max}}{\sin r_{\max}}$$

$$\sin i_{\max} = \mu_1 \sin r_{\max}$$

$$= 1.68 \sin 31^\circ$$

$$= 1.68 \times 0.5150$$

$$= 0.8652$$

$$\therefore i_{\max} = \sin^{-1} 0.8652 \approx 60^\circ$$

Thus, all the rays incident at angles lying in the range $0 < i < 60^\circ$ will suffer total internal reflection.

(b) if the outer covering of the pipe is not present, then:

Refractive index of the outer pipe, $\mu_1 =$ Refractive index of air = 1

For the angle of incidence $i = 90^\circ$, we can write Snell's law at the air – pipe interface as:

$$\frac{\sin i}{\sin r} = \mu_2 = 1.68$$

$$\sin r = \frac{\sin 90^\circ}{1.68} = \frac{1}{1.68}$$

$$r = \sin^{-1}(0.5952)$$

$$= 36.5^\circ$$

$$\therefore i' = 90^\circ - 36.5^\circ = 53.5^\circ$$

Since $i' > r$, all incident rays will suffer total internal reflection.

Question 18:

Answer the following questions:

- (a) You have learnt that plane and convex mirrors produce virtual images of objects. Can they produce real images under some circumstances? Explain.
- (b) A Virtual image, we always say, cannot be caught on a screen. Yet when we 'see' a virtual image, we are obviously bringing it on to the 'screen' (i.e., the retina) of our eye. Is there a contradiction?
- (c) A diver under water, looks obliquely at a fisherman standing on the bank of a lake. Would the fisherman look taller or shorter to the diver than what he actually is?
- (d) Does the apparent depth of a tank of water change if viewed obliquely? If so, does the apparent depth increase or decrease?
- (e) The refractive index of diamond is much greater than that of ordinary glass. Is this fact of some use to a diamond cutter?

Solution 18:

- (a) Yes

plane and convex mirrors can produce real images as well. If the object is virtual, i.e., if the light rays converging at a point behind a plane mirror (or a convex mirror) are reflected to a point on a screen placed in front of the mirror, then a real image will be formed.

- (b) No

A virtual image is formed when light rays diverge. The convex lens of the eye causes these divergent rays to converge at the retina. In this case, the virtual image serves as an object for the lens to produce a real image.

- (c) The diver is in the water and the fisherman is on land (i.e., in air). Water is a denser medium than air. It is given that the diver is viewing the fisherman. This indicates that the light rays are travelling from a denser medium to a rarer medium. Hence, the refracted rays will move away from the normal. As a result, the fisherman will appear to be taller.

- (d) Yes; Decrease

The apparent depth of a tank of water changes when viewed obliquely. This is because light bends on traveling from one medium to another. The apparent depth of the tank when viewed obliquely is less than the near-normal viewing.

- (e) Yes

The refractive index of diamond (2.42) is more than that of ordinary glass (1.5). The critical angle for diamond is less than that for glass. A diamond cutter uses a large angle of incidence to ensure that the light entering the diamond is totally reflected from its faces. This is the reason for the sparkling effect of a diamond.

Question 19:

The image of a small electric bulb fixed on the wall of a room is to be obtained on the opposite wall 3 m away by means of a large convex lens. What is the maximum possible focal length of the lens required for the purpose?

Solution 19:

Distance between the object and the image, $d = 3$ m

Maximum focal length of the convex lens = f_{\max}

For real images, the maximum focal length is given as:

$$f_{\max} = \frac{d}{4}$$

$$= \frac{3}{4} = 0.75\text{m}$$

Hence, for the required purpose, the maximum possible focal length of the convex lens is 0.75 m.

Question 20:

A screen is placed 90 cm from an object. The image of the object on the screen is formed by a convex lens at two different locations separated by 20 cm. Determine the focal length of the lens.

Solution 20:

Distance between the image (screen) and the object, $D = 90$ cm

Distance between two locations of the convex lens, $d = 20$ cm

Focal length of the lens = f

Focal length is related to d and D as:

$$f = \frac{D^2 - d^2}{4d}$$

$$= \frac{(90)^2 - (20)^2}{4 \times 90} = \frac{770}{36} = 21.39\text{cm}$$

Therefore, the focal length of the convex lens is 21.39cm

Question 21:

- (a) Determine the 'effective focal length' of the combination of the two lenses in Exercise 9.10, if they are placed 8.0 cm apart with their principal axes coincident. Does the answer depend on which side of the combination a beam of parallel light is incident? Is the notion of effective focal length of this system useful at all?
- (b) An object 1.5 cm in size is placed on the side of the convex lens in the arrangement (a) above. The distance between the object and the convex lens is 40cm. Determine the magnification produced by the two-lens system, and the size of the image.

Solution 21:

Focal length of the convex lens, $f_1 = 30$ cm

Focal length of the concave lens, $f_2 = -20$ cm

Distance between the two lenses, $d = 8.0$ cm

(a) When the parallel beam of light is incident on the convex lens first:

According to the lens formula, we have:

$$\frac{1}{v_1} - \frac{1}{u_1} = \frac{1}{f_1}$$

Where,

$$u_1 = \text{Object distance} = \infty$$

$v_1 =$ image distance

$$\frac{1}{v_1} = \frac{1}{30} - \frac{1}{\infty} = \frac{1}{30}$$

$$\therefore v_1 = 30\text{cm}$$

The image will act as a virtual object for the concave lens.

Applying lens formula to the concave lens, we have:

$$\frac{1}{v_2} - \frac{1}{u_2} = \frac{1}{f_2}$$

Where,

$u_2 =$ Object distance

$$= (30 - d) = 30 - 8 = 22\text{cm}$$

$v_2 =$ image distance

$$\frac{1}{v_2} = \frac{1}{22} - \frac{1}{20} = \frac{10 - 11}{220} = \frac{-1}{220}$$

$$\therefore v_2 = -220\text{cm}$$

The parallel incident beam appears to diverge from a point that is $\left(220 - \frac{d}{2} = 220 - 4\right) 216\text{cm}$

from the centre of the combination of the two lenses.

(ii) When the parallel beam of light is incident, from the left, on the concave lens first:

According to the lens formula, we have:

$$\frac{1}{v_2} - \frac{1}{u_2} = \frac{1}{f_2}$$

$$\frac{1}{v_2} = \frac{1}{f_2} + \frac{1}{u_2}$$

Where,

$$u_2 = \text{object distance} = -\infty$$

$$v_2 = \text{image distance}$$

$$\frac{1}{v_2} = \frac{1}{-20} + \frac{1}{-\infty} = -\frac{1}{20}$$

$$\therefore v_2 = -20\text{cm}$$

The image will act as a real object for the convex lens.

Applying lens formula to the convex lens, we have:

$$\frac{1}{v_1} - \frac{1}{u_2} = \frac{1}{f_1}$$

Where,

$$u_1 = \text{Object distance}$$

$$= -(20 + d) = -(20 + 8) = -28\text{cm}$$

$$v_1 = \text{image distance}$$

$$\frac{1}{v_1} = \frac{1}{30} + \frac{1}{-28} = \frac{14 - 15}{420} = \frac{-1}{420}$$

$$\therefore v_2 = -420\text{cm}$$

Hence, the parallel incident beam appear to diverge from a point that is $(420 = - 4)$ 416 cm from the left of the centre of the combination of the two lenses.

The answer does depend on the side of the combination at which the parallel beam of light is incident. The notion of effective focal length does not seem to be useful for this combination.

(b) Height of the image, $h_1 = 1.5$ cm

Object distance from the side of the convex lens, $u_1 = -40\text{cm}$

$$|u_1| = 40\text{cm}$$

According to the lens formula:

$$\frac{1}{v_1} - \frac{1}{u_1} = \frac{1}{f_1}$$

Where,

$v_1 =$ Image distance

$$\frac{1}{v_1} = \frac{1}{30} = \frac{1}{-40} = \frac{4-3}{120} = \frac{1}{120}$$

$$\therefore v_1 = 120\text{cm}$$

Magnification, $m = \frac{v_1}{|u_1|}$

$$= \frac{120}{40} = 3$$

Hence, the magnification due to the convex lens is 3.

The image formed by the convex lens acts as an object for the concave lens.

According to the lens formula:

$$\frac{1}{v_2} - \frac{1}{u_2} = \frac{1}{f_2}$$

Where,

$u_2 =$ object distance

$$= +(120-8) = 112\text{cm}.$$

$v_2 =$ image distance

$$\frac{1}{v_2} = \frac{1}{-20} + \frac{1}{112} = \frac{-112+20}{2240} = \frac{-92}{2240}$$

$$\therefore v_2 = \frac{-2240}{92}\text{cm}$$

Magnification, $m' = \left| \frac{v_2}{u_2} \right|$

$$= \frac{2240}{92} \times \frac{1}{112} = \frac{20}{92}$$

Hence, the magnification due to the concave lens is $\frac{20}{92}$.

The magnification produced by the combination of the two lenses is calculated as:

$$\begin{aligned} m \times m' \\ = 3 \times \frac{20}{92} = \frac{60}{92} = 0.652 \end{aligned}$$

The magnification of the combination is given as:

$$\frac{h_2}{h_1} = 0.652$$

$$h_2 = 0.652 \times h_1$$

Where,

$$h_1 = \text{Object size} = 1.5\text{cm}$$

$$h_2 = \text{size of the image}$$

$$\therefore h_2 = 0.652 \times 1.5 = 0.98\text{cm}$$

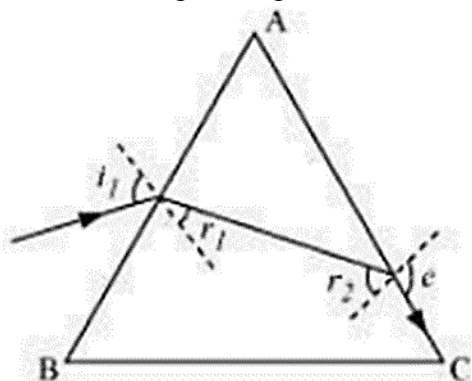
Hence, the height of the image is 0.98cm.

Question 22:

At what angle should a ray of light be incident on the face of a prism of refracting angle 60° so that it just suffers total internal reflection at the other face? The refractive index of the material of the prism is 1.524.

Solution 22:

The incident, refracted, and emergent rays associated with a glass prism ABC are shown in the given figure.



Angle of prism, $A = 60^\circ$

Refractive index of the prism, $\mu = 1.524$

i_1 = Incident angle

r_1 = Refracted angle

r_2 = Angle of incidence at the face AC

e = Emergent angle = 90°

According to Snell's law, for face AC, we can have:

$$\frac{\sin e}{\sin r_2} = \mu$$

$$\sin r_2 = \frac{1}{\mu} \times \sin 90^\circ$$

$$= \frac{1}{1.524} = 0.6562$$

$$\therefore r_2 = \sin^{-1} 0.6562 \approx 41^\circ$$

For refraction through prism, angle $A = r_1 + r_2$

$$\therefore r_1 = A - r_2 = 60 - 41 = 19^\circ$$

According to Snell's law, we have the relation:

$$\mu = \frac{\sin i_1}{\sin r_1}$$

$$\sin i_1 = \mu \sin r_1$$

$$= 1.524 \times \sin 19^\circ = 0.496$$

$$\therefore i_1 = 29.75^\circ$$

Hence, the angle of incidence is 29.75°

Question 23:

You are given prisms made of crown glass and flint glass with a wide variety of angles. Suggest a combination of prisms which will

- (a) deviate a pencil of white light without much dispersion,
- (b) disperse (and displace) a pencil of white light without much deviation.

Solution 23:

- (a) Place the two prisms beside each other. Make sure that their bases are on the opposite sides of the incident white light, with their faces touching each other. When the white light is incident on the first prism, it will get dispersed. When this dispersed light is incident on the second prism, it will recombine and white light will emerge from the combination of the two prisms. Mathematically, the total angular dispersion produced must be equal to zero. So $(\mu_V - \mu_R)A + (\mu_{V'} - \mu_{R'})A' = 0$
- (b) Take the system of the two prisms as suggested in answer (a). Adjust (increase) the angle of the flint-glass-prism so that the deviations due to the combination of the prisms become equal. This combination will disperse the pencil of White light Without much deviation. Mathematically, the total deviation produced by the combination is zero. So $(\mu - 1)A + (\mu' - 1)A' = 0$

Question 24:

For a normal eye, the far point is at infinity and the near point of distinct vision is about 25cm in front of the eye. The cornea of the eye provides a converging power of about 40 dioptres, and the least converging power of the eye-lens behind the cornea is about 20 dioptres. From this rough data estimate the range of accommodation (i.e., the range of converging power of the eye-lens) of a normal eye.

Solution 24:

Least distance of distinct vision, $d = 25 \text{ cm}$

Far point of a normal eye, $d' = \infty$

Converging power of the cornea, $= P_c = 40D$

Least converging power of the eye-lens, $P_e = 20D$

To see the objects at infinity, the eye uses its least converging power.

Power of the eye-lens, $P = P_c + P_e = 40 + 20 = 60 \text{ D}$

Power of the eye-lens is given as:

$$P = \frac{1}{\text{Focal length of the lens } (f)}$$

$$f = \frac{1}{P}$$

$$= \frac{1}{60 \text{ D}}$$

$$= \frac{100}{60} = \frac{5}{3} \text{ cm}$$

To focus an object at the near point, object distance (u) = $-d = -25 \text{ cm}$

Focal length of the eye-lens = Distance between the cornea and the retina

= image distance

Hence, image distance $v = \frac{5}{3} \text{ cm}$

According to the lens formula, we can write:

$$\frac{1}{f'} = \frac{1}{v} - \frac{1}{u}$$

Where,

f' = Focal length

$$\frac{1}{f'} = \frac{3}{5} + \frac{1}{25} = \frac{15+1}{25} = \frac{16}{25} \text{ cm}^{-1}$$

$$\text{Power, } P' = \frac{1}{f'} \times 100$$

$$= \frac{16}{25} \times 100 = 64 \text{ D}$$

$$\text{Power of the eye-lens} = 64 - 40 = 24 \text{ D}$$

Hence, the range of accommodation of the eye-lens is from 20 D to 24 D.

Question 25:

Does short-sightedness (myopia) or long-sightedness (hypermetropia) imply necessarily that the eye has partially lost its ability of accommodation? If not, what might cause these defects of vision?

Solution 25:

A myopic or hypermetropic person can also possess the normal ability of accommodation of the eye-lens. Myopia occurs when the eye-balls get elongated from front to back. Hypermetropia occurs when the eye-balls get shortened. When the eye-lens loses its ability of accommodation, the defect is called presbyopia.

Question 26:

A myopic person has been using spectacles of power -1.0 dioptre for distant vision. During old age he also needs to use separate reading glass of power $+2.0$ dioptres. Explain what may have happened.

Solution 26:

The power of the spectacles used by the myopic person, $P = -1.0 \text{ D}$

$$\text{Focal length of the spectacles, } f = \frac{1}{P} = \frac{1}{-1 \times 10^{-2}} = -100 \text{ cm}$$

Hence, the far point of the person is 100 cm. He might have a normal near point of 25 cm. When he uses the spectacles, the objects placed at infinity produce virtual images at 100 cm. He uses the ability of accommodation of the eye-lens to see the objects placed between 100 cm and 25 cm.

During old age, the person uses reading glasses of power $P' = +2 \text{ D}$

$$\text{So } f = \frac{1}{P'} = 50 \text{ cm}$$

So the near point of his eye has receded and he has difficulty in reading things which are closer

to his eyes.

Using $f = 50\text{ cm}, u = -25\text{ cm}$

$$\frac{1}{v} - \frac{1}{u} = \frac{1}{f}, \quad v = -50\text{ cm}$$

So his near point has receded to 50cm

The ability of accommodation is lost in old age. This defect is called Presbyopia. As a result, he is unable to see clearly the objects placed between 25 cm and 50cm.

Question 27:

A person looking at a person wearing a shirt with a pattern comprising vertical and horizontal lines is able to see the vertical lines more distinctly than the horizontal ones. What is this defect due to? How is such a defect of vision corrected?

Solution 27:

In the given case, the person is able to see vertical lines more distinctly than horizontal lines. This means that the refracting system (cornea and eye-lens) of the eye is not working in the same way in different planes. This defect is called astigmatism. The person's eye has enough curvature in the vertical plane. However, the curvature in the horizontal plane is insufficient. Hence, sharp images of the vertical lines are formed on the retina, but horizontal lines appear blurred. This defect can be corrected by using cylindrical lenses.

Question 28:

A man with normal near point (25 cm) reads a book with small print using a magnifying glass: a thin convex lens of focal length 5 cm.

- (a) What is the closest and the farthest distance at which he should keep the lens from the page so that he can read the book when viewing through the magnifying glass?
- (b) What is the maximum and the minimum angular magnification (magnifying power) possible using the above simple microscope?

Solution 28:

- (a) Focal length of the magnifying glass, $f = 5\text{ cm}$

Least distance of distance vision, $d = 25\text{ cm}$

Closest Object distance = u

Image distance, $v = -d = -25\text{ cm}$

According to the lens formula, we have:

$$\frac{1}{f} = \frac{1}{v} - \frac{1}{u}$$

$$\frac{1}{u} = \frac{1}{v} - \frac{1}{f}$$

$$= \frac{1}{-25} - \frac{1}{5} = \frac{-5-1}{25} = \frac{-6}{25}$$

$$\therefore u = -\frac{25}{6} = 4.167 \text{ cm}$$

Hence, the closest distance at which the person can read the book is 4.167 cm.

For the object at the farthest distance (u'), the image distance (v') = ∞

According to the lens formula, we have:

$$\frac{1}{f} = \frac{1}{v'} - \frac{1}{u'}$$

$$\frac{1}{u'} = \frac{1}{\infty} - \frac{1}{5} = -\frac{1}{5}$$

$$\therefore u' = -5 \text{ cm}$$

Hence, the farthest distance at which the person can read the book is 5 cm.

(b) Maximum angular magnification is given by the relation:

$$a_{\max} = \frac{d}{|u|}$$

$$= \frac{25}{\frac{25}{6}} = 6$$

Minimum angular magnification is given by the relation:

$$a_{\min} = \frac{d}{|u'|}$$

$$= \frac{25}{5} = 5$$

Question 29:

A card sheet divided into squares each of size 1 mm^2 is being viewed at a distance of 9 cm through a magnifying glass (a converging lens of focal length 9 cm) held close to the eye.

- What is the magnification produced by the lens? How much is the area of each square in the virtual image?
- What is the angular magnification (magnifying power) of the lens?
- Is the magnification in (a) equal to the magnifying power in (b)? Explain.

Solution 29:

(a) Area Of each square, $A = 1 \text{ mm}^2$

Object distance, $u = -9 \text{ cm}$

Focal length of a converging lens, $f = 10 \text{ cm}$

For image distance v , the lens formula can be written as:

$$\frac{1}{f} = \frac{1}{v} - \frac{1}{u}$$

$$\frac{1}{10} = \frac{1}{v} + \frac{1}{9}$$

$$\frac{1}{v} = -\frac{1}{9}$$

$$\therefore v = -90 \text{ cm}$$

$$\text{Magnification, } m = \frac{v}{u}$$

$$= \frac{-90}{-9} = 10$$

Area of each square in the virtual image = $10^2 A$

$$10^2 \times 1 = 100 \text{ mm}^2 = 1 \text{ cm}^2$$

(b) Magnifying power of the lens = $\frac{d}{|u|} = \frac{25}{9} = 2.8$

(c) The Magnification in (a) is not the same as the magnifying power in (b)

The magnification magnitude is $\left(\frac{v}{u}\right)$ and the magnifying power is $\left(\frac{d}{|u|}\right)$

The two quantities will be equal when the image is formed at the near point (25cm)

Question 30:

(a) At what distance should the lens be held from the figure in Exercise 9.29 in order to view the squares distinctly with the maximum possible magnifying power?

(b) What is the magnification in this case?

(c) Is the magnification equal to the magnifying power in this case? Explain.

Solution 30:

(a) The maximum possible magnification is obtained when the image is formed at the near point ($d = 25 \text{ cm}$).

Image distance, $v = -d = -25 \text{ cm}$

Focal length, $f = 10 \text{ cm}$

Object distance = u

According to the lens formula, we have:

$$\frac{1}{f} = \frac{1}{v} - \frac{1}{u}$$

$$\frac{1}{u} = \frac{1}{v} - \frac{1}{f}$$

$$= \frac{1}{-25} - \frac{1}{10} = \frac{-2-5}{50} = -\frac{7}{50}$$

$$\therefore u = -\frac{50}{7} = -7.14 \text{ cm}$$

Hence, to view the squares distinctly, the lens should be kept 7.14 cm away from them.

$$(b) \text{ Magnification} = \left| \frac{v}{u} \right| = \frac{25}{\frac{50}{7}} = 3.5$$

$$(c) \text{ Magnifying power} = \frac{d}{u} = \frac{25}{\frac{50}{7}} = 3.5$$

Since the image is formed at the near point (25 cm), the magnifying power is equal to the magnitude of magnification.

Question 31:

What should be the distance between the Object in Exercise 9.30 and the magnifying glass if the virtual image of each square in the figure is to have an area of 6.25 mm^2 . Would you be able to see the squares distinctly with your eyes very close to the magnifier?

[Note: Exercises 9.29 to 9.31 will help you clearly understand the difference between magnification in absolute size and the angular magnification (or magnifying power) of an instrument.]

Solution 31:

Area of the virtual image of each square, $A = 6.25 \text{ mm}^2$

Area of each square, $A_0 = 1 \text{ mm}^2$

Hence, the linear magnification of the object can be calculated as:

$$m = \sqrt{\frac{A}{A_0}}$$

$$= \sqrt{\frac{6.25}{1}} = 2.5$$

$$\text{But } m = \frac{\text{Image distance}(v)}{\text{Object distance}(u)}$$

$$\therefore v = mu$$

$$= 2.5u \quad (1)$$

Focal length of the magnifying glass, $f = 10\text{cm}$

According to the lens formula, we have the relation:

$$\frac{1}{f} = \frac{1}{v} - \frac{1}{u}$$

$$\frac{1}{10} = \frac{1}{2.5u} - \frac{1}{u} = \frac{1}{u} \left(\frac{1}{2.5} - 1 \right) = \frac{1}{u} \left(\frac{1-2.5}{2.5} \right)$$

$$\therefore u = -\frac{1.5 \times 10}{2.5} = -6\text{cm}$$

And $v = 2.5u$

$$= 2.5 \times 6 = -15\text{cm}$$

The Virtual image is formed at a distance of 15 cm, which is less than the near point (i.e., 25cm) of a normal eye. Hence it cannot be seen by the eye distinctly.

Question 32:

Answer the following questions:

- (a) The angle subtended at the eye by an object is equal to the angle subtended at the eye by the virtual image produced by a magnifying glass. In what sense then does a magnifying glass provide angular magnification?
- (b) In viewing through a magnifying glass, one usually positions one's eyes very close to the lens. Does angular magnification change if the eye is moved back?
- (c) Magnifying power of a simple microscope is inversely proportional to the focal length of the lens. What then stops us from using a convex lens of smaller and smaller focal length and achieving greater and greater magnifying power?
- (d) Why must both the objective and the eyepiece of a compound microscope have short focal lengths?
- (e) When viewing through a compound microscope, our eyes should be positioned not on the eyepiece but a short distance away from it for best viewing. Why? How much should be that short distance between the eye and eyepiece?

Solution 32 :

- (a) Though the image size is bigger than the object, the angular size of the image is equal to the angular size of the object. A magnifying glass helps one see the objects placed closer than the least distance of distinct vision (i.e., 25 cm). A closer object causes a larger

angular size. A magnifying glass provides angular magnification. Without magnification, the object cannot be placed closer to the eye. With magnification, the Object can be placed much closer to the eye.

- (b) Yes, the angular magnification changes. When the distance between the eye and a magnifying glass is increased, the angular magnification decreases a little. This is because the angle subtended at the eye is slightly less than the angle subtended at the lens. Image distance does not have any effect on angular magnification.
- (c) The focal length of a convex lens cannot be decreased by a greater amount. This is because making lenses having very small focal lengths is not easy. Spherical and chromatic aberrations are produced by a convex lens having a very small focal length.
- (d) The angular magnification produced by the eyepiece of a compound microscope is

$$\left[\left(\frac{25}{f_e} \right) + 1 \right]$$

Where,

f_e = Focal length of the eyepiece

It can be inferred that if f_e is small, then angular magnification of the eyepiece will be large.

The angular magnification of the objective lens of a compound microscope is given as $\frac{f_0}{u_0}$

Where,

u_0 = Object distance for the objective lens

f_0 = Focal length of the objective

The magnification is large when $u_0 > f_0$. In the case of a microscope, the object is kept close to the objective lens. Hence, the object distance is very little. Since u_0 is small, f_0 will be smaller. Therefore, f_e and f_0 are both small in the given condition.

- (e) When we place our eyes too close to the eyepiece of a compound microscope, we are unable to collect much refracted light. As a result, the field of view decreases substantially. Hence, the clarity of the image gets blurred.

The best position of the eye for viewing through a compound microscope is at the eye-ring attached to the eyepiece. The precise location of the eye depends on the separation between the objective lens and the eyepiece.

Question 33:

An angular magnification (magnifying power) of 30X is desired using an objective of focal length 1.25 cm and an eyepiece of focal length 5 cm. How will you set up the compound microscope?

Solution 33:

Focal length of the objective lens, $f_0 = 1.25\text{cm}$

Focal length of the eyepiece, $f_e = 5\text{cm}$

Least distance of distinct vision, $d = 25\text{cm}$

Angular magnification of the compound microscope = 30X

Total magnifying power of the compound microscope, $m = 30$

The angular magnification of the eyepieces is given by the relation:

$$m_e = \left(1 + \frac{d}{f_e}\right)$$

$$= \left(1 + \frac{25}{5}\right) = 6$$

The angular magnification of the objective lens (m_0) is related to me as:

$$m_0 m_e = m$$

$$m_0 = \frac{m}{m_e}$$

$$= \frac{30}{6} = 5$$

We also have the relation :

$$m_0 = \frac{\text{Image distance for the objective lens } (v_0)}{\text{Object distance for the objective lens } (-u_0)}$$

$$5 = \frac{v_0}{-u_0}$$

$$\therefore v_0 = -5u_0 \quad \dots(1)$$

Applying the lens formula for the objective lens:

$$\frac{1}{f_0} = \frac{1}{v_0} - \frac{1}{u_0}$$

$$\frac{1}{1.25} = \frac{1}{-5u_0} - \frac{1}{u_0} = \frac{-6}{5u_0}$$

$$\therefore u_0 = \frac{-6}{5} \times 1.25 = -1.5\text{cm}$$

$$\begin{aligned}\text{And } v_0 &= -5u_0 \\ &= -5 \times (-1.5) = 7.5 \text{ cm}\end{aligned}$$

The object should be placed 1.5cm away from the objective lens to obtain the desired magnification.

Applying the lens formula for the eyepiece:

$$\frac{1}{v_e} - \frac{1}{u_e} = \frac{1}{f_e}$$

Where,

$$v_e = \text{Image distance for the eyepiece} = -d = -25 \text{ cm}$$

u_e = object distance for the eyepiece

$$\begin{aligned}\frac{1}{u_e} &= \frac{1}{v_e} - \frac{1}{f_e} \\ &= \frac{-1}{25} - \frac{1}{5} = -\frac{6}{25} \\ \therefore u_e &= -4.17 \text{ cm}\end{aligned}$$

Separation between the objective lens and the eyepiece = $|u_e| + |v_0|$

$$= 4.17 + 7.5$$

$$= 11.67 \text{ cm}$$

Therefore, the separation between the objective lens and the eyepiece should be 11.67cm

Question 34:

A small telescope has an objective lens of focal length 140 cm and an eyepiece of focal length 5.0 cm. What is the magnifying power of the telescope for viewing distant objects when

- (a) the telescope is in normal adjustment (i.e., when the final image is at infinity)?
- (b) the final image is formed at the least distance of distinct vision (25 cm)?

Solution 34:

Focal length of the objective lens $f_0 = 140 \text{ cm}$

Focal length of the eyepiece, $f_e = 5 \text{ cm}$

Least distance of distinct vision, $d = 25 \text{ cm}$

(a) When the telescope is in normal adjustment, its magnifying power is given as:

$$m = \frac{f_0}{f_e}$$

Use '-' sign in the formula

$$= \frac{140}{5} = 28$$

(b) When the final image is formed at d , the magnifying power of telescope is given as:

$$\frac{f_0}{f_e} \left[1 + \frac{f_e}{d} \right]$$

Use '-' sign in the formula

$$= \frac{140}{5} \left[1 + \frac{5}{25} \right]$$

$$= 28 \left[1 + 0.2 \right]$$

$$= 28 \times 1.2 = 33.6$$

Question 35:

- (a) For the telescope described in Exercise 9.34 (a), what is the separation between the objective lens and the eyepiece?
- (b) If this telescope is used to view a 100 m tall tower 3 km away, what is the height of the image of the tower formed by the objective lens?
- (c) What is the height of the final image of the tower if it is formed at 25 cm?

Solution 35:

Focal length of the objective lens, $f_o = 140$ cm

Focal length of the eyepiece, $f_e = 5$ cm

(a) In normal adjustment, the separation between the objective lens and the eyepiece
 $= f_o + f_e = 140 + 5 = 145$ cm

(b) Height of the tower, $h_1 = 100$ m

Distance of the tower (object) from the telescope, $u = 3$ km = 3000 m

The angle subtended by the tower at the telescope is given as:

$$\theta = \frac{h_1}{u}$$

$$= \frac{100}{3000} = \frac{1}{30} \text{ rad}$$

The angle subtended by the image produced by the objective lens is given as:

$$\theta = \frac{h_2}{f_o} = \frac{h_2}{140} \text{ rad}$$

Where,

$h_2 =$ Height of the image of the tower formed by the objective lens

$$\frac{1}{30} = \frac{h_2}{140}$$

$$\therefore h_2 = \frac{140}{30} = 4.7 \text{ cm}$$

Therefore, the objective lens forms a 4.7cm tall image of the tower.

(c) Image is formed at a distance, $d = 25\text{cm}$

The magnification of the eyepiece is given by the relation:

$$m = 1 + \frac{d}{f_e}$$

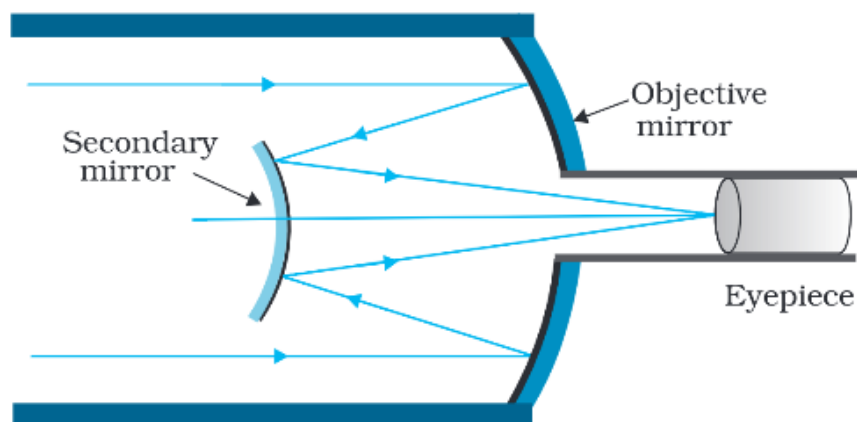
$$= 1 + \frac{25}{5} = 1 + 5 = 6$$

Height of the final image $= mh_2 = 6 \times 4.7 = 28.2\text{cm}$

Hence, the height of the final image of the tower is 28.2cm

Question 36:

A Cassegrain telescope uses two mirrors as shown in figure. Such a telescope is built with the mirrors 20 mm apart. If the radius of curvature of the large mirror is 220 mm and these all mirror is 140mm, where will the final image of an object at infinity be?



Solution 36:

The following figure shows a Cassegrainian telescope consisting of a concave mirror and a convex mirror.

Distance between the objective mirror and the secondary mirror, $d = 20\text{mm}$

Radius of curvature of the objective mirror, $R_1 = 220 \text{ mm}$

Hence, focal length of the objective mirror, $f_1 = \frac{R_1}{2} = 110\text{mm}$

Radius of curvature of the secondary mirror, $R_2 = 140\text{mm}$

Hence, focal length of the secondary mirror, $f_2 = \frac{R_2}{2} = \frac{140}{2} = 70\text{mm}$

The image of an object placed at infinity, formed by the objective mirror, will act as a virtual object for the secondary mirror

Hence, the virtual object distance for the secondary mirror, $u = f_1 - d$

$$= 110 - 20$$

$$= 90\text{mm}$$

Applying the mirror formula for the secondary mirror, we can calculate image distance (v) as:

$$\frac{1}{v} + \frac{1}{u} = \frac{1}{f_2}$$

$$\frac{1}{v} = \frac{1}{f_2} - \frac{1}{u}$$

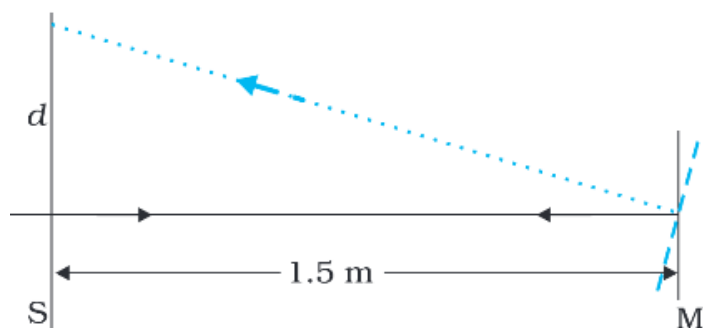
$$= \frac{1}{70} - \frac{1}{90} = \frac{9-7}{630} = \frac{2}{630}$$

$$\therefore v = \frac{630}{2} = 315\text{mm}$$

Hence, the final image will be formed 315 mm away from the secondary mirror

Question 37:

Light incident normally on a plane mirror attached to a galvanometer coil retraces backwards as shown in figure. A current in the coil produces a deflection of 3.5° of the mirror. What is the displacement of the reflected spot of light on a screen placed 1.5 m away?



Solution 37:

Angle of deflection, $\theta = 3.5^\circ$

Distance of the screen from the mirror, $D = 1.5 \text{ m}$

The reflected rays get deflected by an amount twice the angle of deflection

i.e., $2\theta = 7.0^\circ$

The displacement (d) of the reflected spot of light on the screen is given as:

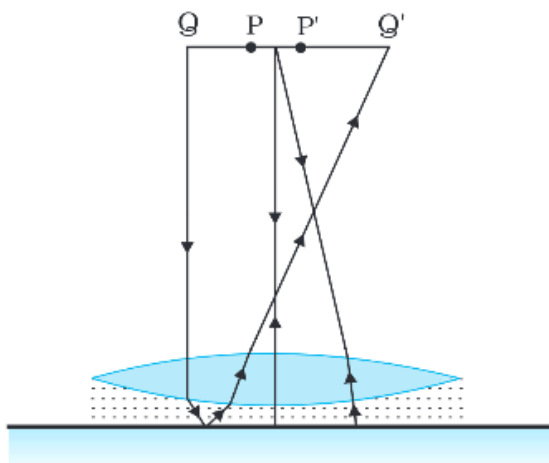
$$\tan 2\theta = \frac{d}{1.5}$$

$$\therefore d = 1.5 \times \tan 7^\circ = 0.184 \text{ m} = 18.4 \text{ cm}$$

Hence, the displacement of the reflected spot of light is 18.4 cm.

Question 38:

Figure shows an equiconvex lens (of refractive index 1.50) in contact with a liquid layer on top of a plane mirror. A small needle with its tip on the principal axis is moved along the axis until its inverted image is found at the position of the needle. The distance of the needle from the lens is measured to be 45.0 cm. The liquid is removed and the experiment is repeated. The new distance is measured to be 30.0 cm. What is the refractive index of the liquid?



Solution 38:

Focal length of the convex lens, $f_1 = 30 \text{ cm}$

The liquid acts as a mirror. Focal length of the liquid = f_2

Focal length of the system (convex lens + liquid), $f = 45 \text{ cm}$

For a pair of optical systems placed in contact, the equivalent focal length is given as:

$$\frac{1}{f} = \frac{1}{f_1} + \frac{1}{f_2}$$

$$\frac{1}{f_2} = \frac{1}{f} - \frac{1}{f_1}$$

$$= \frac{1}{45} - \frac{1}{30} = -\frac{1}{90}$$

$$\therefore f_2 = -90\text{cm}$$

Let the refractive index of the lens be μ_1 and the radius of curvature of one surface be R.

Hence, the radius of curvature of the other surface is $-R$.

R can be obtained using the relation:

$$\frac{1}{f_1} = (\mu_1 - 1) \left(\frac{1}{R} + \frac{1}{-R} \right)$$

$$\frac{1}{30} = (1.5 - 1) \left(\frac{2}{R} \right)$$

$$\therefore R = \frac{30}{0.5 \times 2} = 30\text{cm}$$

Let μ_2 be the refractive index of the liquid.

Radius of curvature of the liquid on the side of the plane mirror $= \infty$

Radius of curvature of the liquid on the side of the lens, $R = -30\text{ cm}$

The value of μ_2 can be calculated using the relation:

$$\frac{1}{f_2} = (\mu_2 - 1) \left[\frac{1}{-R} - \frac{1}{\infty} \right]$$

$$\frac{-1}{90} = (\mu_2 - 1) \left[\frac{1}{+30} - 0 \right]$$

$$\mu_2 - 1 = \frac{1}{3}$$

$$\therefore \mu_2 = \frac{4}{3} = 1.33$$

Hence, the refractive index of the liquid is 1.33.